



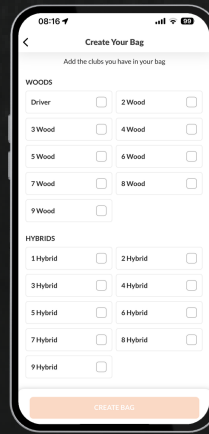
HOW-TO

create a Trackman profile




1

- Click on “get started”.
- If you already have a profile, click on “sign in”.




2

- Create your own bag by selecting the respective clubs.




3

- Click on “create Trackman profile”.



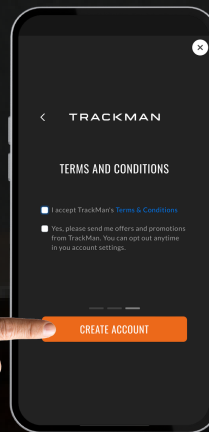
4

- Click on “sign up with email”.



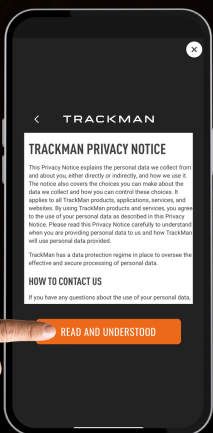
5

- Register with your name, email and choose a password.



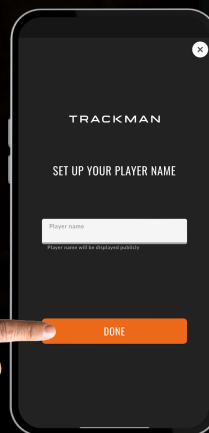
6

- Accept terms and condition.
- Click on “create account”.



7

- Click on “read and understood”.



8

- Choose a player name that's not taken yet.
- Click “done”.